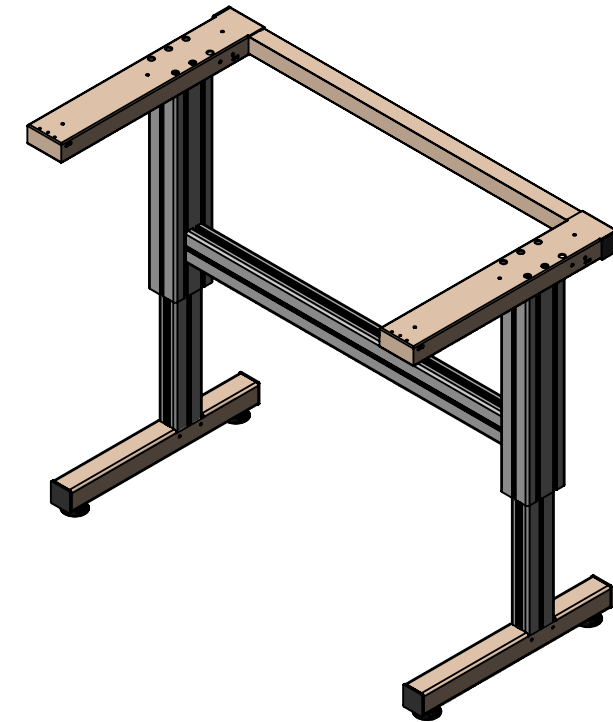
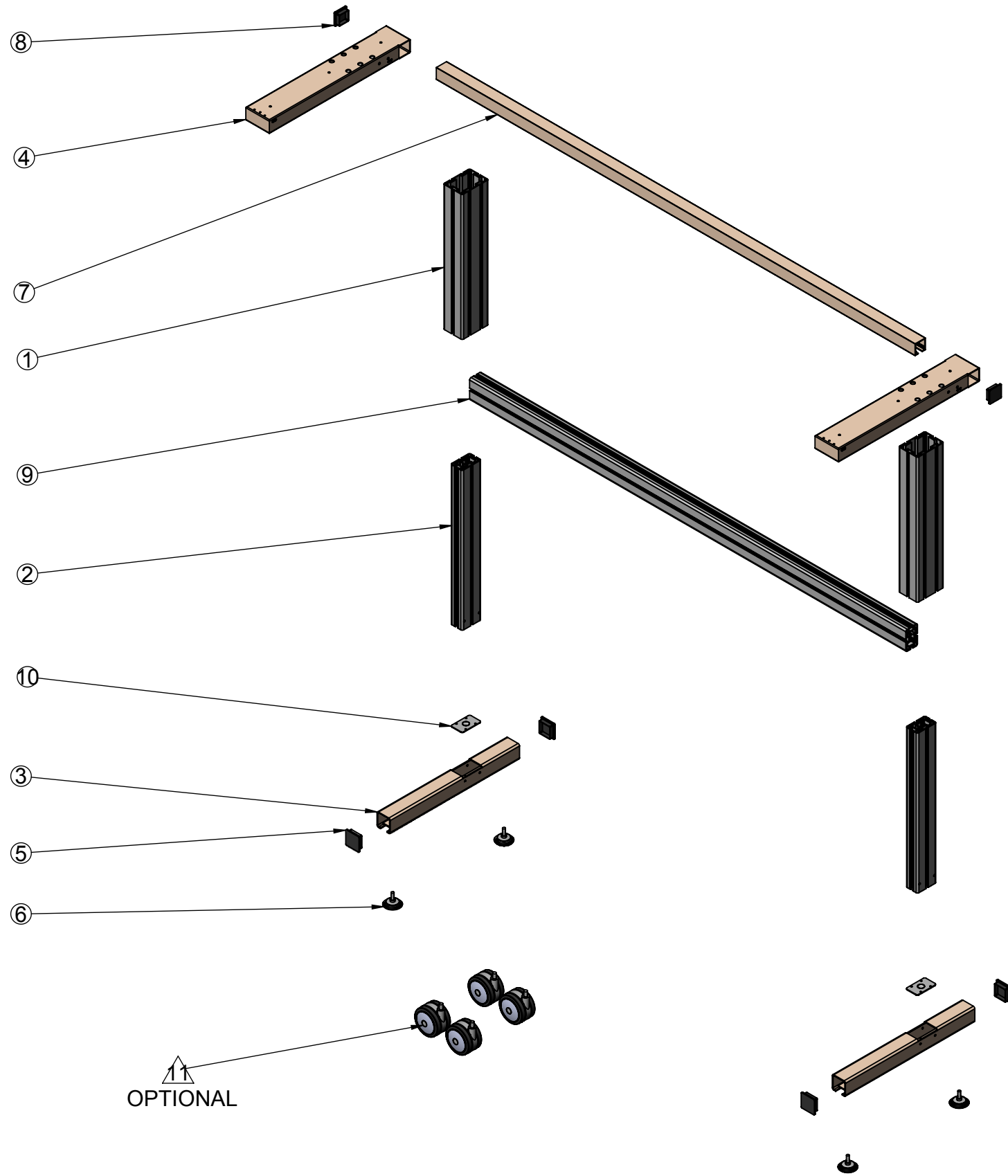


REV/VER	DESCRIPTION OF CHANGE
AA	INITIAL RELEASE

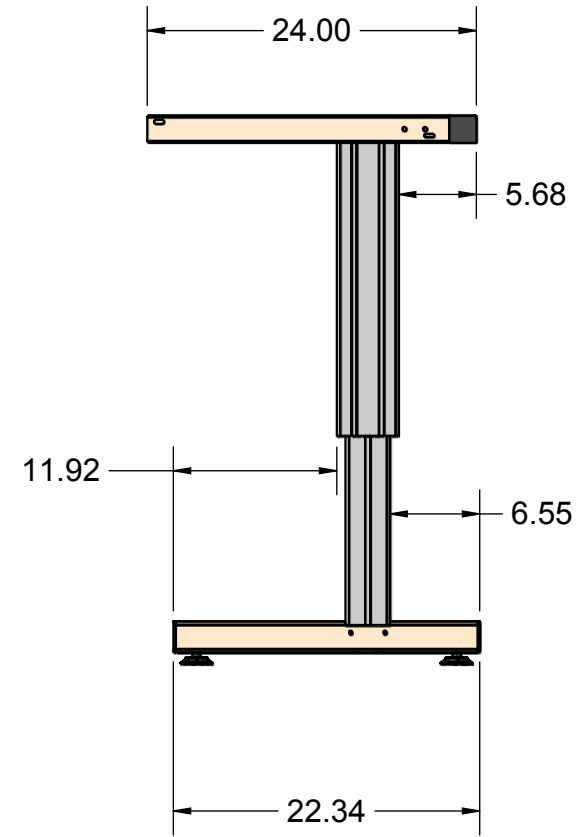
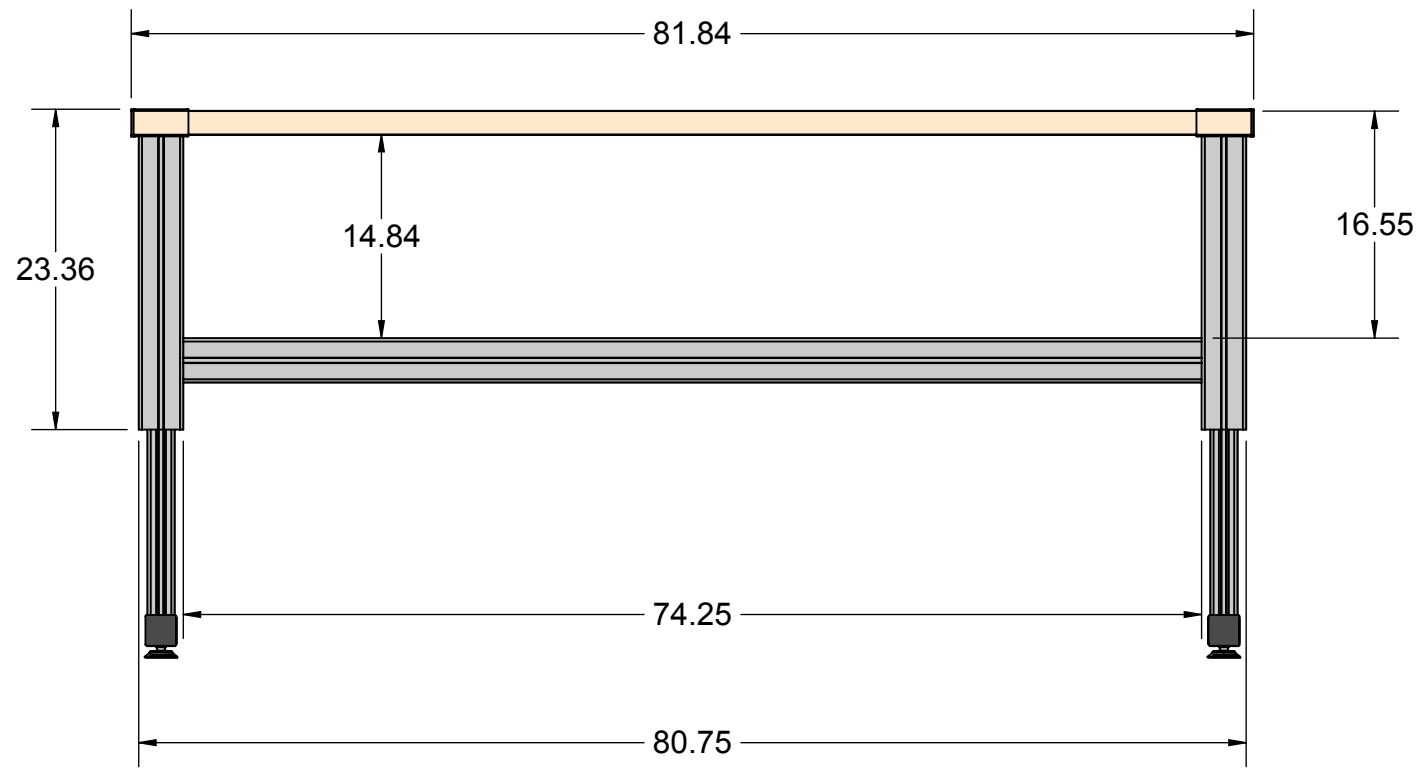


ITEM NO.	QTY.	ADDITIONAL DESCRIPTION	VENDOR	VENDOR PN
1	2	EXTR-LEG OUTER	ERGOSOURCE	1001
2	2	EXTR-LEG INNER	ERGOSOURCE	1003
3	2	FOOT	ERGOSOURCE	1009
4	2	ARM XECT-XFCT-XHCT	ERGOSOURCE	1004
5	4	2.25" END CAP	ERGOSOURCE	SQR2-1/4-10
6	4	GLIDE FOOT	ERGOSOURCE	7661-6-B-2
7	1	RAIL	ERGOSOURCE	109542-05001CAPP
8	2	END CAP	ERGOSOURCE	SQR-2-10-14
9	1	STRUT	ERGOSOURCE	1003-XX
10	2	SUPPORT PLATE	ERGOSOURCE	1008
11	4	CASTER	ERGOSOURCE	2F9957009-01

OPTIONAL

<b>STANDARD TOLERANCES</b> UNLESS OTHERWISE SPECIFIED DIMENSIONS ARE IN INCHES.		<b>DRAWN BY</b> LUCID LABS	<b>DATE</b> 03JUL2013	<b>ErgoSource</b>	THIS DRAWING AND INFORMATION CONTAINED THEREON ARE CONFIDENTIAL AND THE PROPERTY OF ErgoSource. ANY USE OR REPRODUCTION OF THIS DRAWING IS EXPRESSLY PROHIBITED WITHOUT LUCID LABS CONSENT.
<b>INCH</b> .X ±.1 .XX ±.05  <b>ANGLES</b> ±2°		<b>TITLE</b> XFACT TABLE			
<b>MATERIAL</b> NA			<b>DWG SIZE</b> B	<b>DOCUMENT NUMBER</b> XFACT 84 INCH	<b>REV/VER</b>
<b>SURFACE TREATMENT (UNLESS OTHERWISE SPECIFIED DIMENSIONS APPLY PRIOR TO TREATMENT)</b> NA			<b>THIRD ANGLE PROJECTION</b>	<b>DO NOT SCALE</b>	<b>SHEET</b> 1 OF 2

SOLIDWORKS



<b>STANDARD TOLERANCES</b> UNLESS OTHERWISE SPECIFIED DIMENSIONS ARE IN INCHES.		<b>DRAWN BY</b> LUCID LABS	<b>DATE</b> 03JUL2013	<b>ErgoSource</b>	THIS DRAWING AND INFORMATION CONTAINED THEREON ARE CONFIDENTIAL AND THE PROPERTY OF ErgoSource. ANY USE OR REPRODUCTION OF THIS DRAWING IS EXPRESSLY PROHIBITED WITHOUT LUCID LABS CONSENT.
<b>INCH</b> .X ±.1 .XX ±.05  <b>ANGLES</b> ±2°		<b>TITLE</b> XFACT TABLE			
<b>MATERIAL</b> NA			<b>DWG SIZE</b> B	<b>DOCUMENT NUMBER</b> XFACT 84 INCH	<b>REV/VER</b>
<b>SURFACE TREATMENT</b> (UNLESS OTHERWISE SPECIFIED DIMENSIONS APPLY PRIOR TO TREATMENT) NA			<b>DO NOT SCALE</b>	<b>SHEET</b> 2 OF 2	