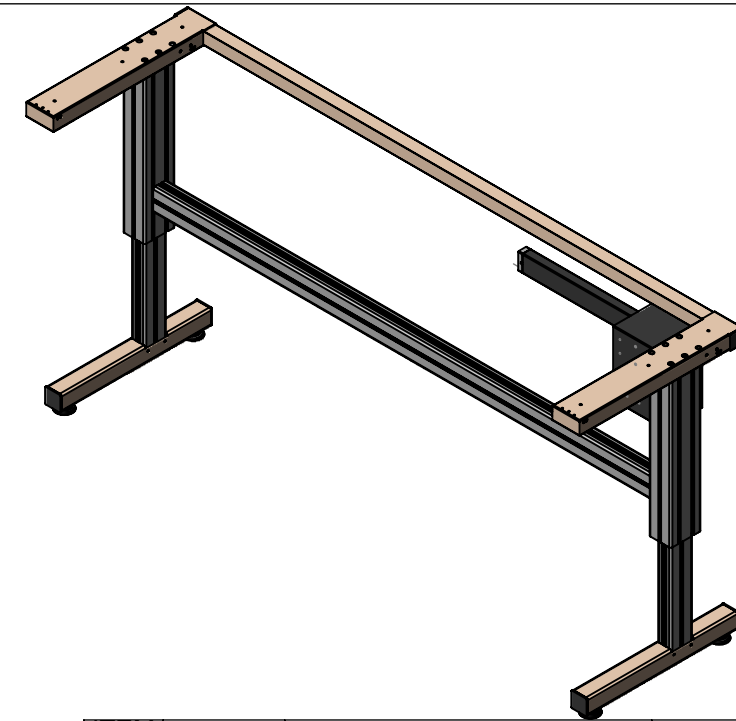
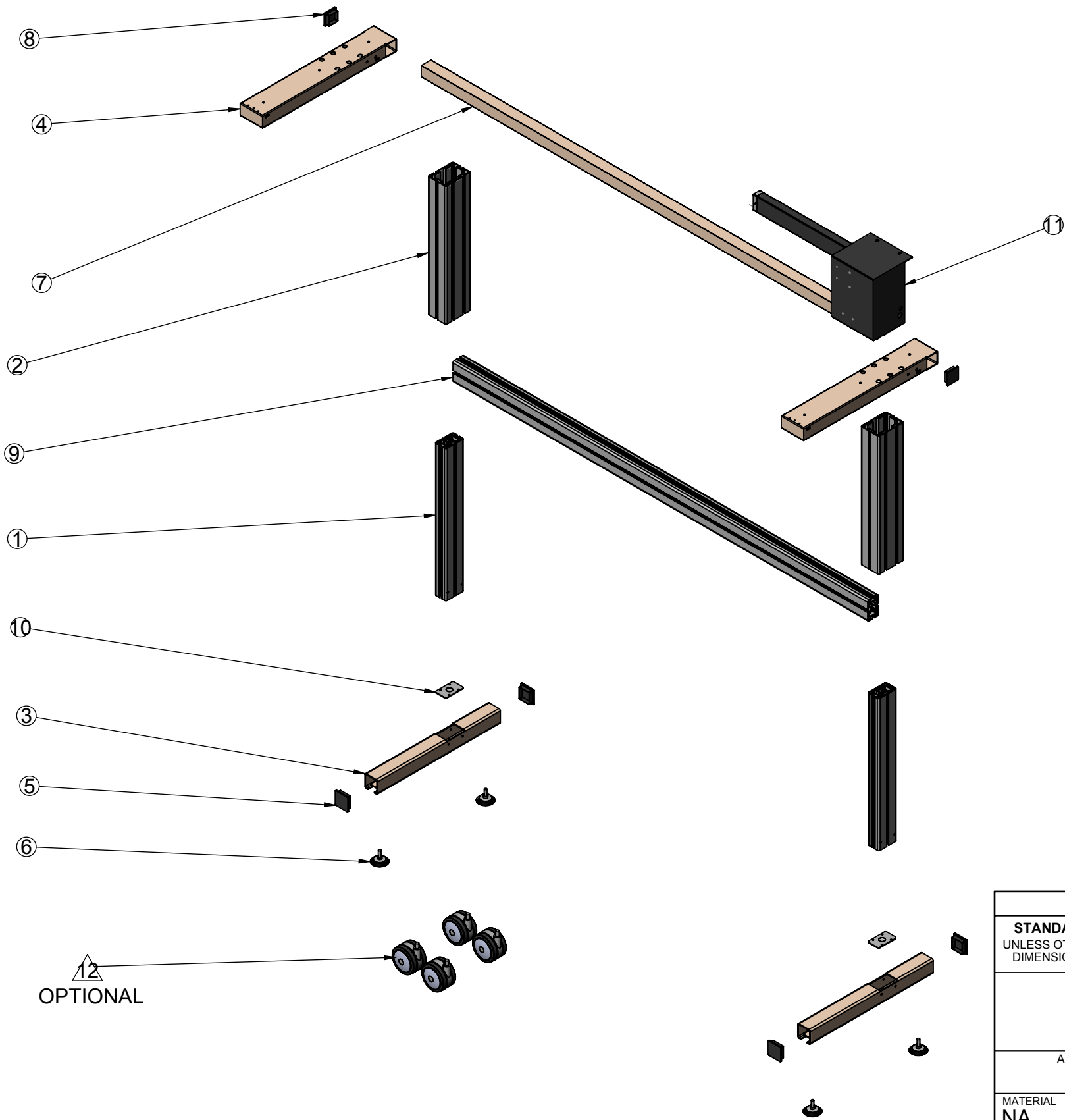


REV/VER DESCRIPTION OF CHANGE

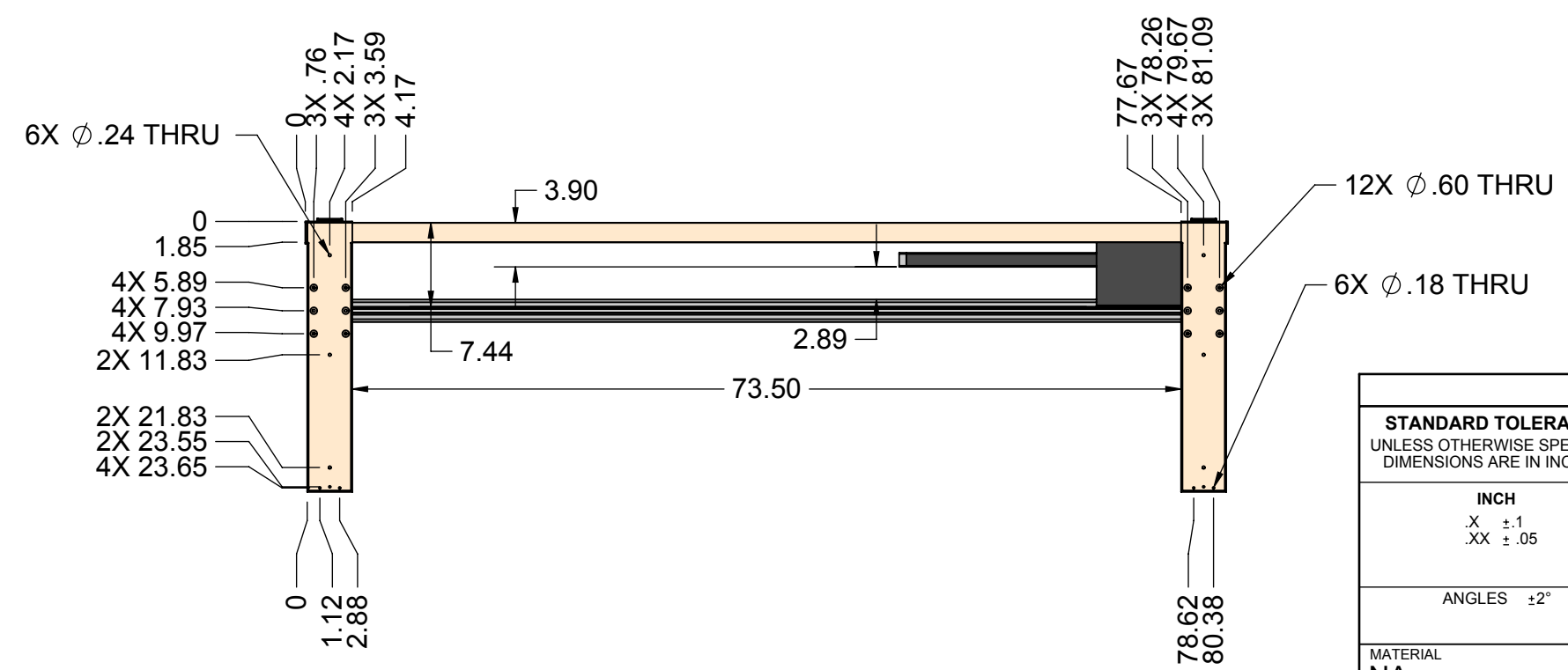
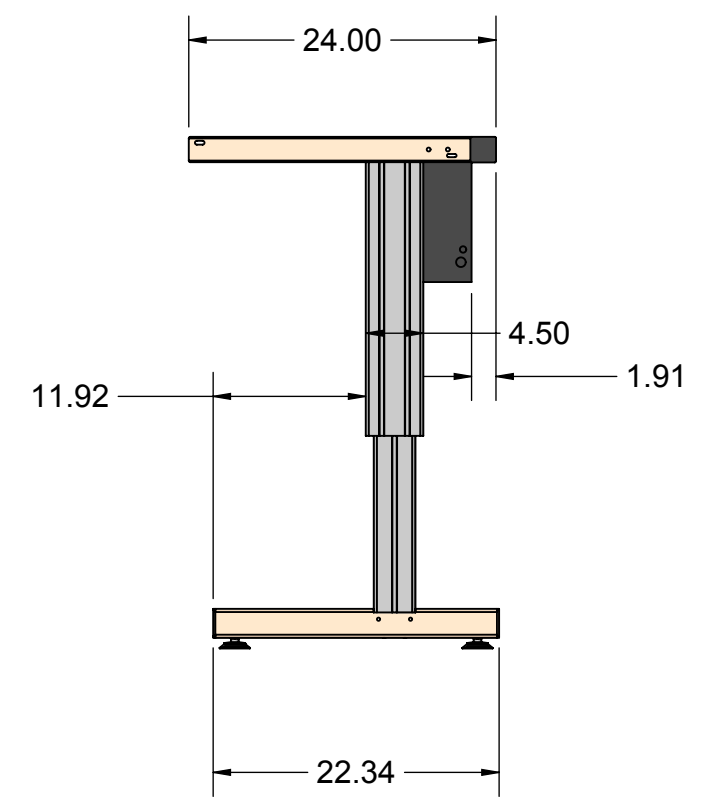
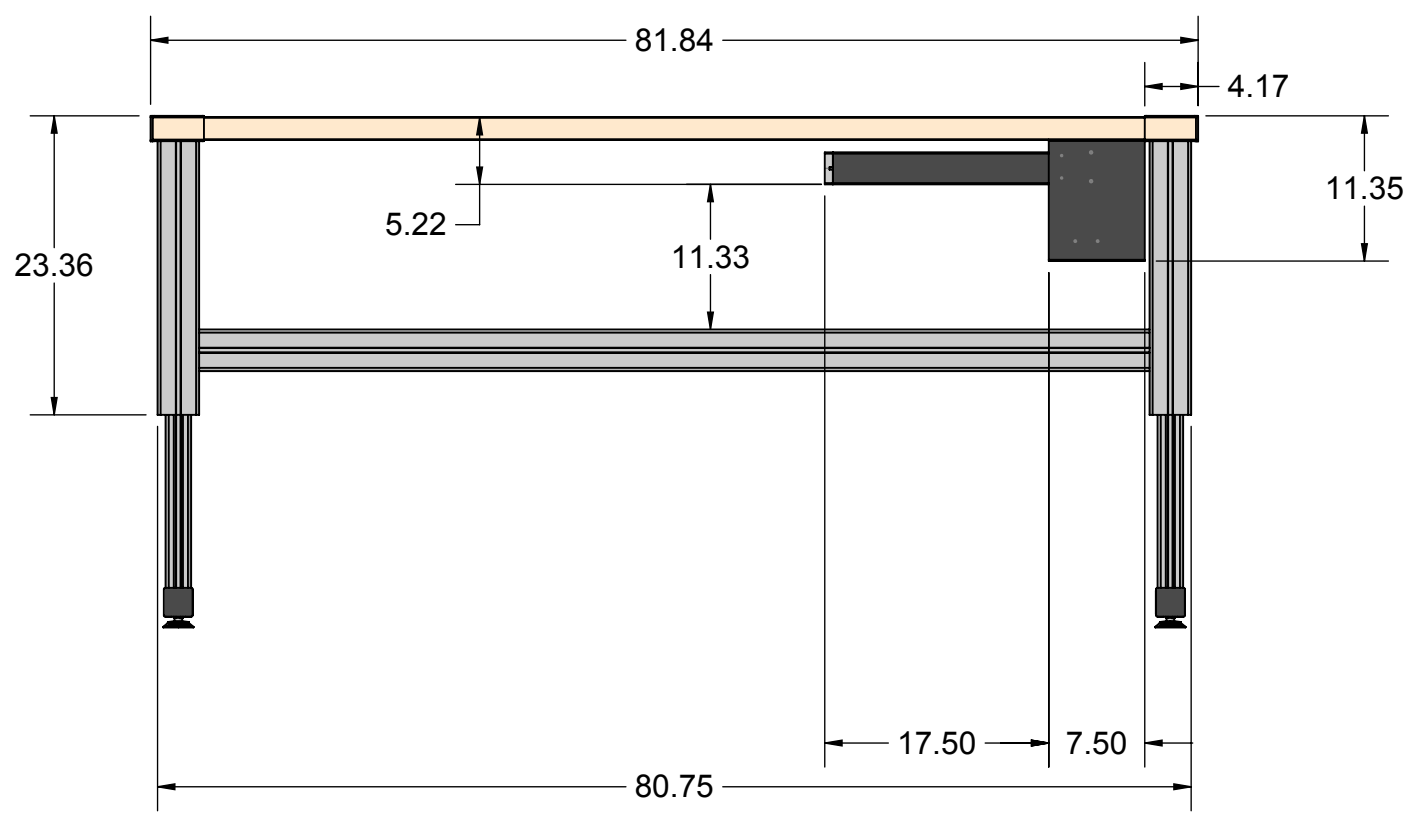
AA INITIAL RELEASE



ITEM NO.	QTY.	ADDITIONAL DESCRIPTION	MANUFACTURER	VENDOR PN
1	2	EXTR-LEG INNER	NA	1003
2	2	EXTR-LEG OUTER	NA	1001
3	2	FOOT	NA	1009
4	2	ARM XECT-XFCT-XHCT	NA	1004
5	4	2.25" END CAP	NA	SQR2-1/4-10
6	4	GLIDE FOOT	NA	7661-6-B-2
7	1	RAIL	NA	109542-05001CAPP
8	2	END CAP	NA	SQR-2-10-14
9	1	STRUT	NA	1003-XX
10	2	SUPPORT PLATE	NA	1008
11	1	LIFT SYSTEM	NA	LE2X14T - LPE2A-14
12	4	CASTER	NA	2F9957009-01

<b>STANDARD TOLERANCES</b> UNLESS OTHERWISE SPECIFIED DIMENSIONS ARE IN INCHES.		<b>DRAWN BY</b> LUCID LABS	<b>DATE</b> 02JUL2013	<b>ErgoSource</b>	THIS DRAWING AND INFORMATION CONTAINED THEREON ARE CONFIDENTIAL AND THE PROPERTY OF ErgoSource. ANY USE OR REPRODUCTION OF THIS DRAWING IS EXPRESSLY PROHIBITED WITHOUT LUCID LABS CONSENT.
<b>INCH</b> .X ±.1 .XX ±.05  <b>ANGLES</b> ±2°		<b>TITLE</b> XECT TABLE			
<b>MATERIAL</b> NA			<b>DWG SIZE</b> B		<b>DOCUMENT NUMBER</b> XECT 84 INCH
<b>SURFACE TREATMENT</b> (UNLESS OTHERWISE SPECIFIED DIMENSIONS APPLY PRIOR TO TREATMENT) NA			<b>DO NOT SCALE</b>		<b>REV/VER</b> SHEET 1 OF 2

SOLIDWORKS



<b>STANDARD TOLERANCES</b> UNLESS OTHERWISE SPECIFIED DIMENSIONS ARE IN INCHES.		<b>DRAWN BY</b> LUCID LABS	<b>DATE</b> 02JUL2013	<b>ErgoSource</b>	THIS DRAWING AND INFORMATION CONTAINED THEREON ARE CONFIDENTIAL AND THE PROPERTY OF ErgoSource. ANY USE OR REPRODUCTION OF THIS DRAWING IS EXPRESSLY PROHIBITED WITHOUT LUCID LABS CONSENT.	
<b>INCH</b> .X ±.1 .XX ±.05  <b>ANGLES</b> ±2°		<b>TITLE</b> XECT TABLE				
<b>MATERIAL</b> NA			<b>DWG SIZE</b> B	 THIRD ANGLE PROJECTION	<b>DOCUMENT NUMBER</b> XECT 84 INCH	<b>REV/VER</b>
<b>SURFACE TREATMENT (UNLESS OTHERWISE SPECIFIED DIMENSIONS APPLY PRIOR TO TREATMENT)</b> NA			<b>DO NOT SCALE</b>		<b>SHEET</b> 2 OF 2	